



## st Blends List

stable

stack

stage

stain

stair

stale

stamp

stand

staple

star

start

state

stay

steam

stem

step

stew

stick

stir

stomach

stone

stop

store

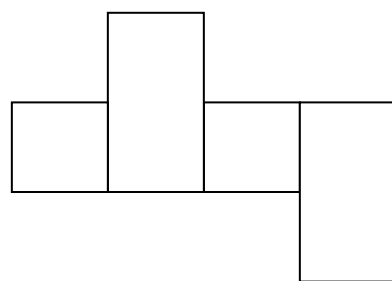
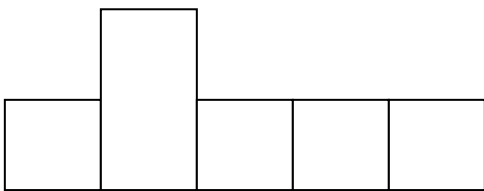
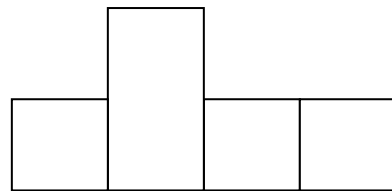
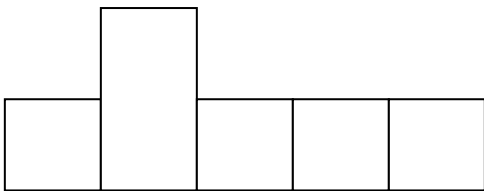
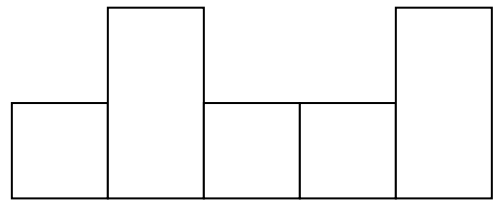
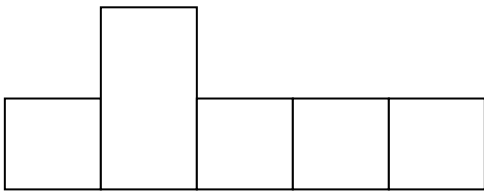
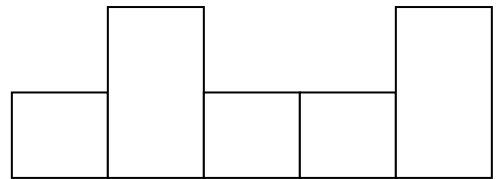
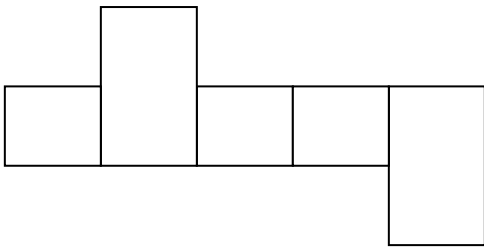
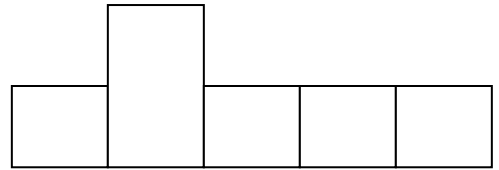
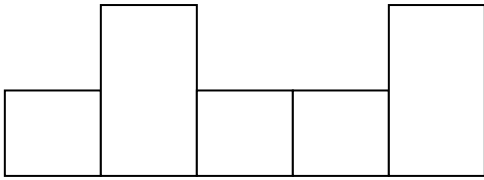
story

student

study

stuff

# st Configuration Station



## Word Bank

stick	steer	stop	start
store	stove	steam	stamp
	star	stuck	





# st: Cloze the Gap!

Read the following sentences, saying the word "stop" when you come to a blank space. Use words from the *st* blends word bank to fill in the blanks and make sense. Reread your sentences to double check your choices! Some words are used twice!

1. Mrs. Carl saw a \_\_\_\_\_ on top of a house in Denmark.
2. What time does school \_\_\_\_\_?
3. Do you ever make a wish on a \_\_\_\_\_?
4. Mr. Carl got a spaghetti \_\_\_\_\_ on his shirt.
5. Dad said we have to \_\_\_\_\_ right here.
6. Is a rock the same thing as a \_\_\_\_\_?
7. My \_\_\_\_\_ hurts if I eat too much candy.
8. Mom or Dad always read us a bedtime \_\_\_\_\_.
9. I need to \_\_\_\_\_ my papers together.
10. Put your \_\_\_\_\_ away before you go outside.
11. I found lots of bugs on the tree \_\_\_\_\_.
12. Didn't you see that \_\_\_\_\_ sign, Grandpa?


## Word Bank

stop	stain	stump	stay	staple	stork
star	start	stone	stomach	stuff	story


# st Cut and Paste



steam		stamp	
stove		stapler	
starfish		stocking	
stop		stork	



# st Crossword Puzzle



## Across

- 2. a tale; narrative
- 3. a dish with meat and vegetables
- 6. California, Texas, etc.
- 7. stair
- 8. attach, glue, fasten

## Down

- 1. postage
- 3. pupil, learner
- 4. begin
- 5. pile
- 6. halt, end, finish

## Word Bank

stack	stamp	stew	story	stop
stick	state	start	step	student

# Score With Scrabble!

SCORE

S <sub>1</sub>	T <sub>1</sub>	A <sub>1</sub>	R <sub>1</sub>			
S <sub>1</sub>	T <sub>1</sub>	I <sub>1</sub>	R <sub>1</sub>			
S <sub>1</sub>	T <sub>1</sub>	E <sub>1</sub>	P <sub>3</sub>			
S <sub>1</sub>	T <sub>1</sub>	E <sub>1</sub>	M <sub>3</sub>			
S <sub>1</sub>	T <sub>1</sub>	O <sub>1</sub>	P <sub>3</sub>			
S <sub>1</sub>	T <sub>1</sub>	A <sub>1</sub>	Y <sub>4</sub>			
S <sub>1</sub>	T <sub>1</sub>	A <sub>1</sub>	N <sub>1</sub>	D <sub>2</sub>		
S <sub>1</sub>	T <sub>1</sub>	A <sub>1</sub>	M <sub>3</sub>	P <sub>3</sub>		
S <sub>1</sub>	T <sub>1</sub>	O <sub>1</sub>	R <sub>1</sub>	Y <sub>4</sub>		
S <sub>1</sub>	T <sub>1</sub>	U <sub>1</sub>	D <sub>2</sub>	Y <sub>4</sub>		
S <sub>1</sub>	T <sub>1</sub>	U <sub>1</sub>	D <sub>2</sub>	E <sub>1</sub>	N <sub>1</sub>	T <sub>1</sub>
S <sub>1</sub>	T <sub>1</sub>	O <sub>1</sub>	M <sub>3</sub>	A <sub>1</sub>	C <sub>3</sub>	H <sub>4</sub>



# Order in the Court!

Place the words below in alphabetical order.

1	_____	7	_____
	-----		-----
	_____		_____
2	_____	8	_____
	-----		-----
	_____		_____
3	_____	9	_____
	-----		-----
	_____		_____
4	_____	10	_____
	-----		-----
	_____		_____
5	_____	11	_____
	-----		-----
	_____		_____
6	_____	12	_____
	-----		-----
	_____		_____

## Word Bank

stop  
start

student  
step

stamp  
storm

stay  
staple

style  
story

state  
stick

# st Word Search



z	l	s	t	u	b	b	o	r	n
k	s	t	u	d	e	n	t	z	l
s	t	u	m	b	l	e	j	k	s
l	a	d	z	k	s	t	a	r	t
s	t	y	j	l	t	z	x	h	a
z	e	k	s	h	a	j	s	l	m
j	m	l	t	z	r	s	t	o	p
k	e	h	o	j	s	t	a	i	n
z	n	x	o	l	k	e	g	j	h
s	t	a	d	i	u	m	e	z	l

stadium  
student  
stubborn

study  
statement  
stop

stage  
stem  
stumble

stain  
stamp  
start

sty  
stood  
stars

# st Word Slide

\_\_\_\_\_

st

\_\_\_\_\_



## st Blends Word Slide (Sound Blending)

Print on vellum, cut, and laminate for durability. Cut the top and bottom slits to the right of the blend for the slide. Model proper use for students: blending to form and say new words.

ar

ain

em

eep

op

ove



ork

amp

aple

ore

ory

itch



one

and

ay

yle

ate

ep



stamp




stop




stop




stork




stag



stove



star



starfish



sting



stingray



stick



stapler



stain



stare



story



store



# St Pictures for Sorts and Stuff

St Pictures for Sorts and Stuff



St Pictures for Sorts and Stuff

# stamp

St Pictures for Sorts and Stuff



St Pictures for Sorts and Stuff

# starfish

St Pictures for Sorts and Stuff



St Pictures for Sorts and Stuff

# steam

St Pictures for Sorts and Stuff



St Pictures for Sorts and Stuff

# stop


St Pictures for Sorts and Stuff



St Pictures for Sorts and Stuff

stove

St Pictures for Sorts and Stuff



St Pictures for Sorts and Stuff

stag


St Pictures for Sorts and Stuff



St Pictures for Sorts and Stuff

stapler


St Pictures for Sorts and Stuff



St Pictures for Sorts and Stuff

stingray

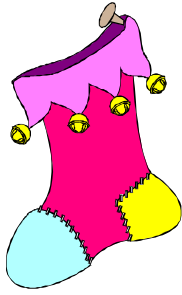
St Pictures for Sorts and Stuff



St Pictures for Sorts and Stuff

star


St Pictures for Sorts and Stuff



St Pictures for Sorts and Stuff

stocking

St Pictures for Sorts and Stuff



St Pictures for Sorts and Stuff

stork

St Pictures for Sorts and Stuff



St Pictures for Sorts and Stuff

stick

St Pictures for Sorts and Stuff



St Pictures for Sorts and Stuff

sting


St Pictures for Sorts and Stuff



St Pictures for Sorts and Stuff

stop

St Pictures for Sorts and Stuff



St Pictures for Sorts and Stuff

stare

St Pictures for Sorts and Stuff



St Pictures for Sorts and Stuff

stain

St Pictures for Sorts and Stuff



St Pictures for Sorts and Stuff

story

St Pictures for Sorts and Stuff



St Pictures for Sorts and Stuff

store


# st Stationery



stable, stack, stadium, stage, stain, stair, stamp, stand, staple,  
star, stare, start, starve, state, stay, story, storm, student, stuff

Write sentences or a story with *st* words of your choice.

Handwriting practice lines consisting of ten sets of horizontal lines. Each set includes a solid top line, a dashed middle line, and a solid bottom line.



My St  
Blends  
Book



My St  
Blends  
Book



My st Book



My st Book